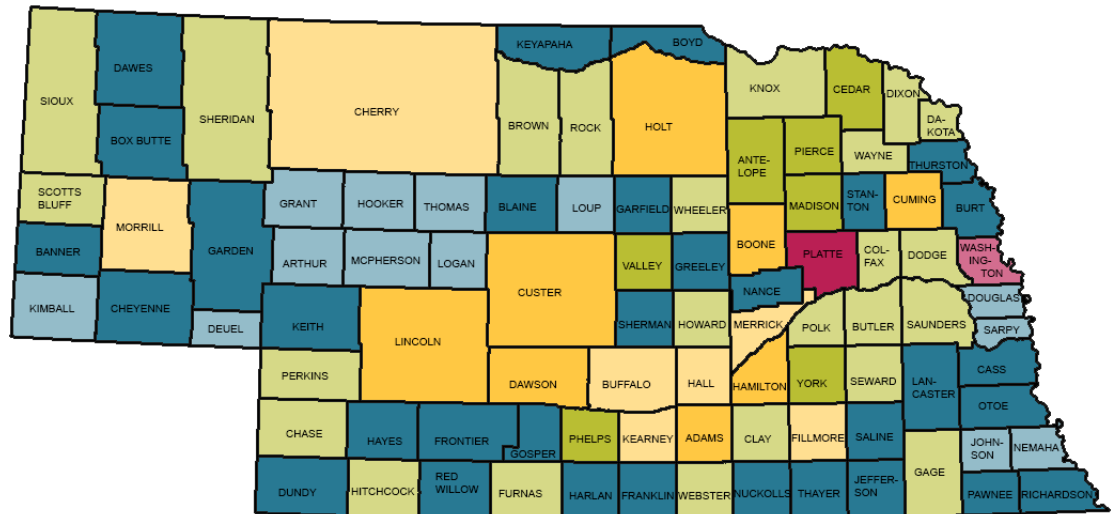
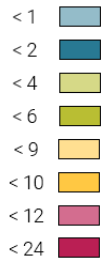


COUNTY EXPORT VALUE (2015)

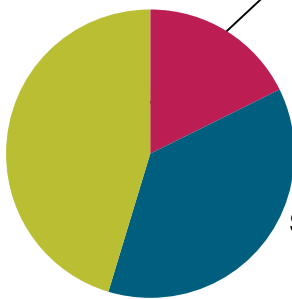
Total of value of exports
(in millions of dollars)



Source: USDA Foreign Agricultural Service

EXPORT CATEGORIES (2015)

\$212 MILLION
MEAT & ANIMAL
PRODUCTS



\$82.6 MILLION
PROCESSED FOODS

\$173.2 MILLION
GRAINS & PLANT
PRODUCTS

Source: USDA Global Agricultural Trade System, USDA Economic Research Service

TOP 5 EXPORTS TO CANADA

- 1 **Beef**
\$138.2 million
- 2 **Ethanol**
\$84.7 million
- 3 **Pork**
\$61.3 million
- 4 **Soybeans**
\$34 million
- 5 **Prepared Foods**
\$33.2 million

2015
Total Exports
\$467.7 million

Source: USDA Global Agricultural Trade System, USDA Economic Research Service

CANADA'S MARKET RANKINGS



Canada is our **largest** export market for **ethanol**.



Canada is our **2nd largest** export market for **pork**.

Source: USDA Global Agricultural Trade System, USDA Economic Research Service

2016 NATIONAL RANKINGS

- | | |
|---|--|
| <p>1 Commercial red meat production
8,009,800,000 lbs.</p> | <p>3 Corn production
1,699,900,000 bushels</p> |
| <p>1 Cattle on feed
2,470,000 head</p> | <p>4 All dry edible beans production
2,766,000 cwt.</p> |
| <p>2 All cattle and calves
6,450,000 head</p> | <p>5 Soybean production
314,150,000 bushels</p> |
| <p>2 Ethanol
2+ billion gallons</p> | <p>6 All hogs and pigs
3,400,000 head</p> |

Source: USDA NASS