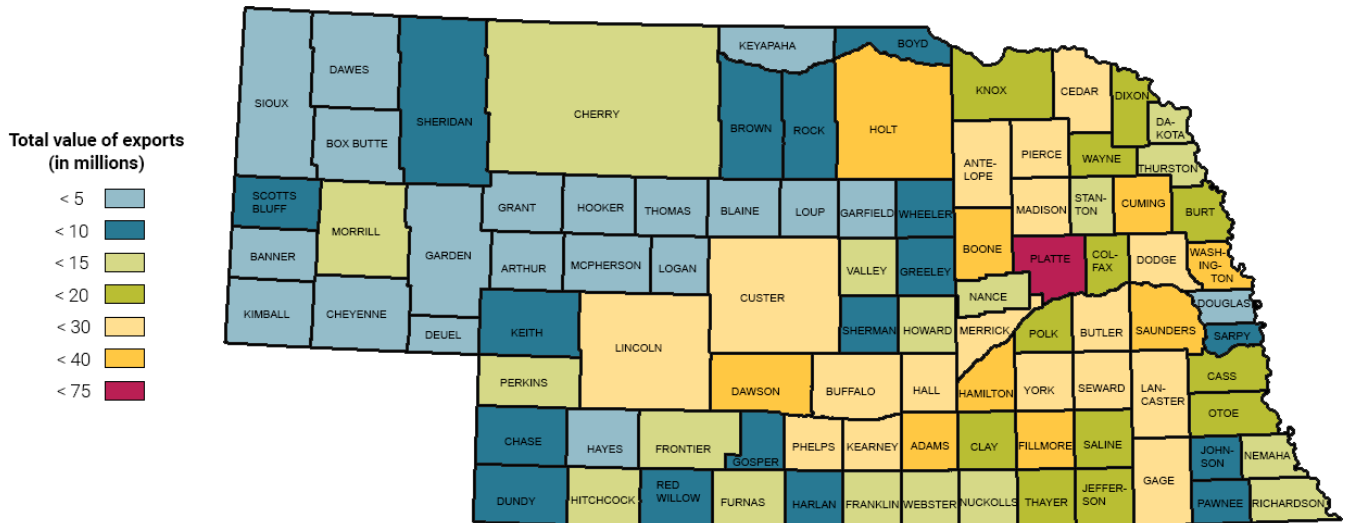


VALUE OF AG EXPORTS BY COUNTY



Source: USDA NASS

TOP 5 EXPORTS TO CHINA

- 1 Soybeans and Soybean Products**
\$820 million
- 2 Distillers Grains**
\$205 million
- 3 Hides and Skins**
\$200 million
- 4 Sorghum**
\$82 million
- 5 Corn**
\$20 million

Total Exports
\$1.37 billion

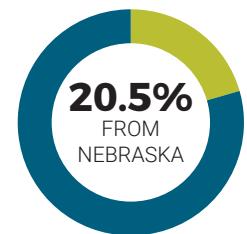
Source: USDA Global Agricultural Trade System, USDA Economic Research Service

TOP 3 EXPORTS TO HONG KONG

- 1 Beef**
\$162 million
- 2 Pork**
\$11 million
- 3 Offal**
\$7 million

Total Exports
\$190 million

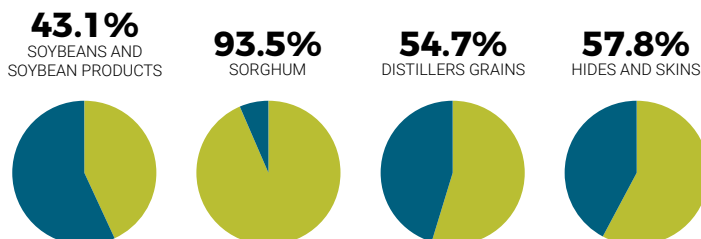
Nebraska's Share of U.S. Beef Exports to Hong Kong



Source: USDA Global Agricultural Trade System, USDA Economic Research Service

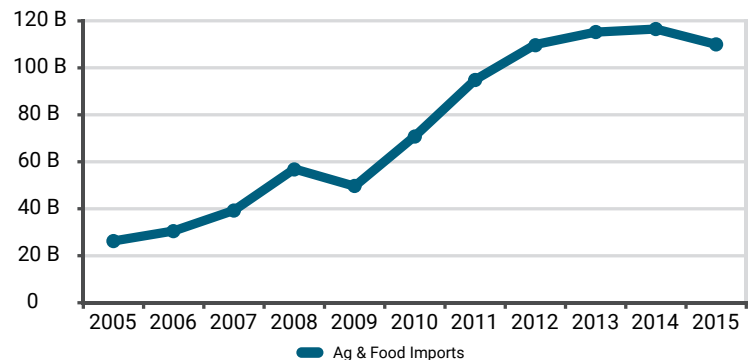
CHINA'S MARKET IMPACT

Of Nebraska's export sales, China purchases...



Source: USDA Global Agricultural Trade System, USDA Economic Research Service

CHINA: A GROWING MARKET



Source: United Nations