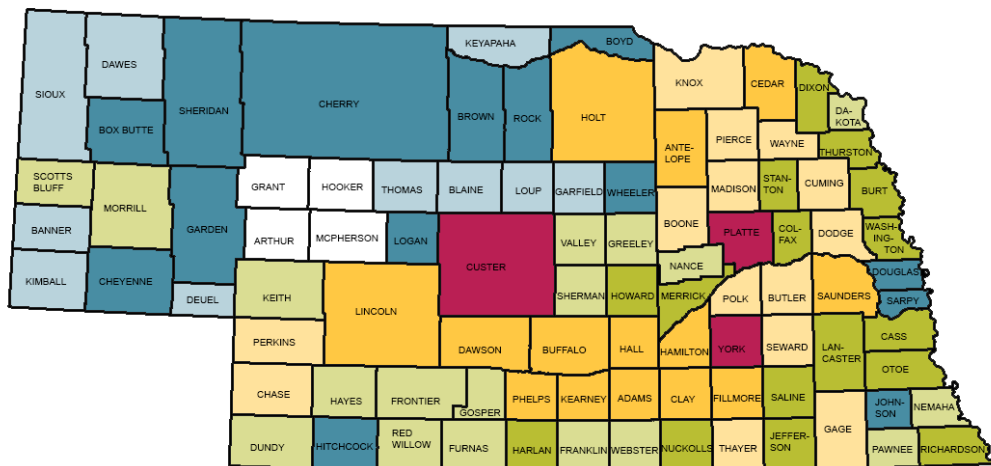


COUNTY EXPORT VALUE

Value of Corn Exports by County (in millions of dollars)



Source: USDA NASS

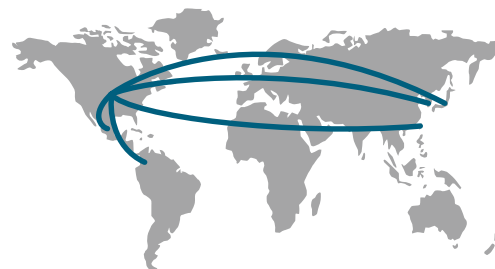
CORN FOR GRAIN

Year	Area Harvested 1,000 Acres	Yield Bushels	Production 1,000 Bushels
1990	7,300	128	934,400
1995	7,700	111	854,700
2000	8,050	126	1,014,300
2005	8,250	154	1,270,500
2010	8,850	166	1,469,100
2015	9,150	185	1,692,750
2016	9,550	178	1,699,900

Source: USDA NASS

TOP 5 EXPORT MARKETS (2015)

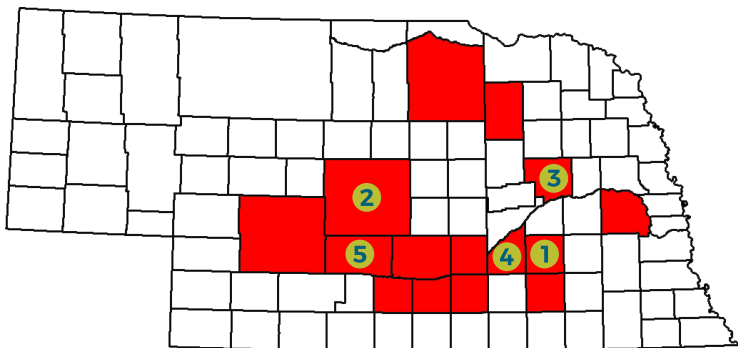
- 1 **Mexico**
\$287 million
- 2 **Japan**
\$252 million
- 3 **Colombia**
\$96 million
- 4 **South Korea**
\$81 million
- 5 **Taiwan**
\$43 million



Total Export Value
\$1.03 billion

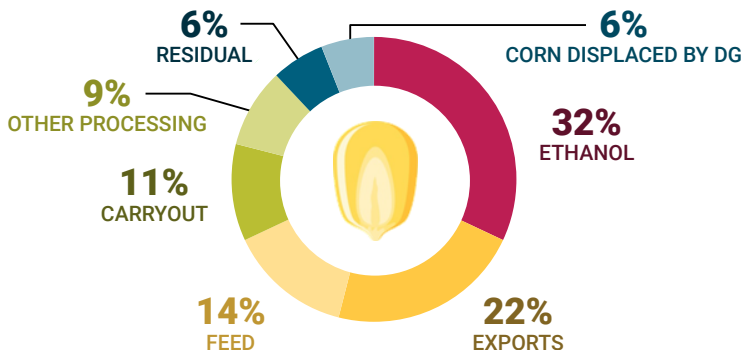
Source: USDA Foreign Ag Service

TOP 15 COUNTIES - PRODUCTION



Source: USDA NASS

CORN USAGE



Source: Nebraska Corn Board