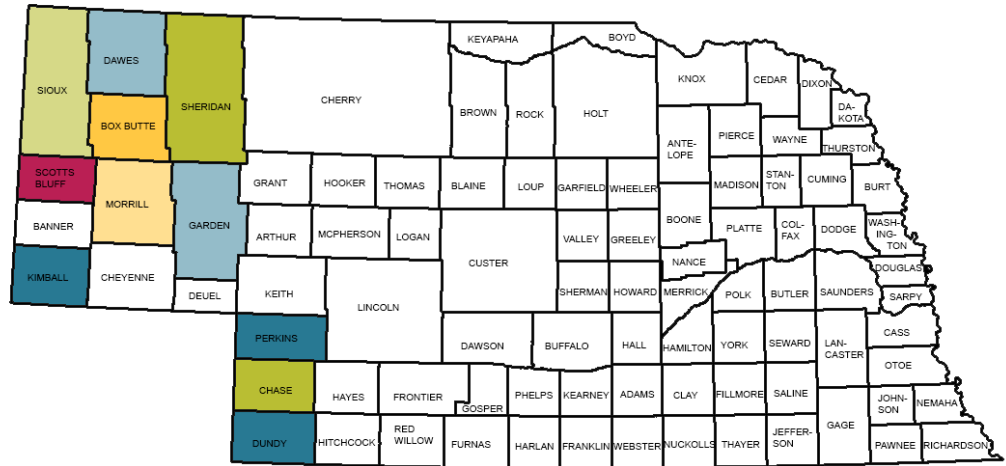


COUNTY EXPORT VALUE

Value of Dry Edible Bean Exports by County (in millions of dollars)



Source: USDA NASS

DRY EDIBLE BEANS

Year	Area Harvested 1,000 Acres	Yield Pounds	Production 1,000 Cwt.
1990	254	1,970	5,004
1995	205	1,750	3,588
2000	156	2,070	3,230
2005	172	2,250	3,870
2010	155	2,060	3,193
2015	129	2,380	3,057
2017	170	2,570	4,369

Source: USDA NASS

TOP 5 EXPORT MARKETS (2015)

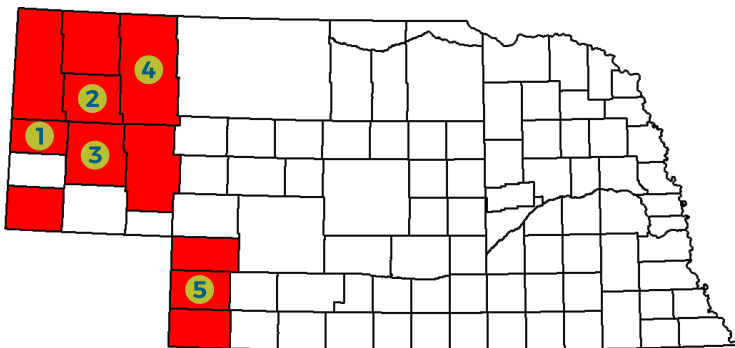
- 1 European Union**
\$13.6 million
- 2 Dominican Republic**
\$9.7 million
- 3 Turkey**
\$9.7 million
- 4 Mexico**
\$2.6 million
- 5 Malaysia**
\$1.9 million



Total Export Value
\$41.4 million

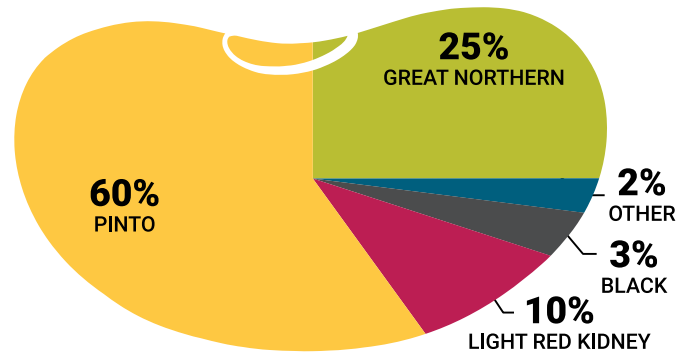
Source: USDA Foreign Ag Service

TOP 10 COUNTIES - PRODUCTION



Source: USDA NASS

PRODUCTION VARIETY



Source: USDA NASS