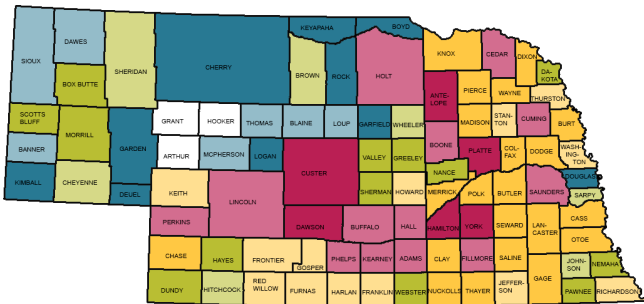


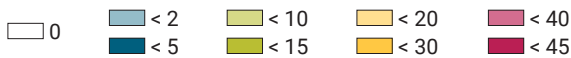
- 1** Irrigated Acres
- 3** Corn
- 5** Soybean
- 7** Alfalfa

CORN PRODUCTION

Total Production: 1.699 B bushels



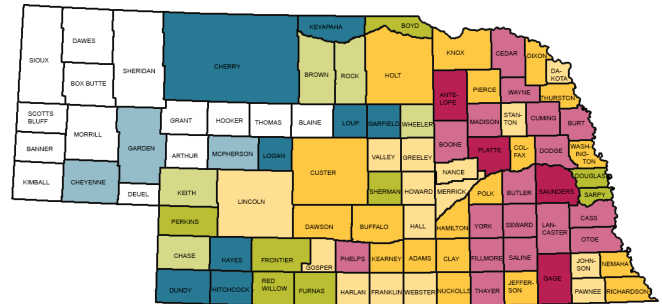
Millions of Bushels



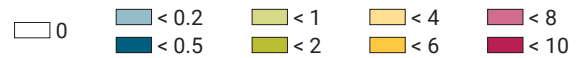
Source: USDA NASS (2016)

SOYBEAN PRODUCTION

Total Production: 314 M bushels



Millions of Bushels



Source: USDA NASS (2016)

IRRIGATED PRODUCTION



CORN

1.115 B of 1.699 B bushels



SOYBEAN

166 M of 314 M bushels



ALFALFA

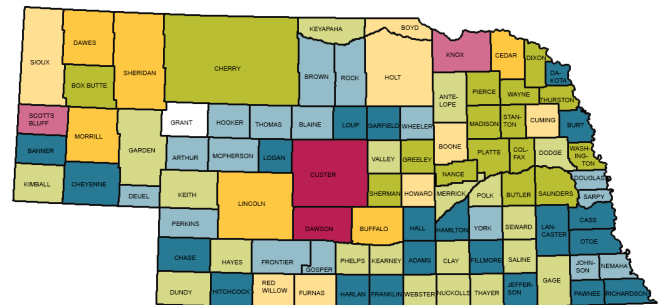
1.5 M of 3.1 M tons



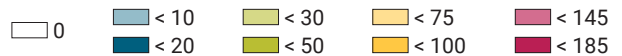
Source: USDA NASS (2016)

ALFALFA PRODUCTION

Total Production: 3.1 M tons



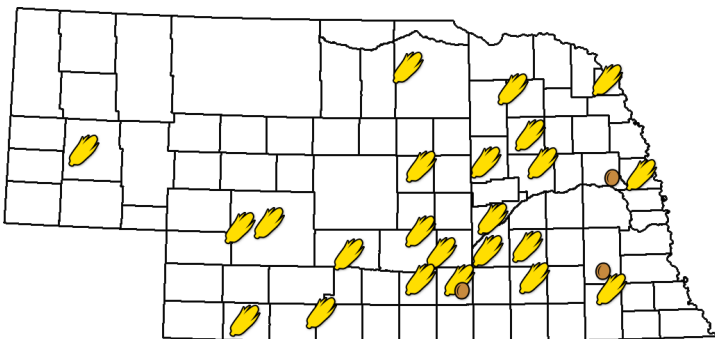
Thousands of Tons



Source: USDA NASS (2016)

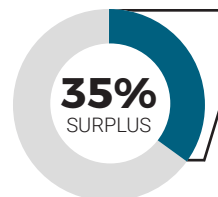
ETHANOL & SOYBEAN PLANTS

With 25 ethanol plants and 3 soy processing plants, there is an ample supply of co-products for feeding livestock.



Source: Nebraska Ethanol Board, Nebraska Soybean Board

CORN & SOYBEAN SURPLUS

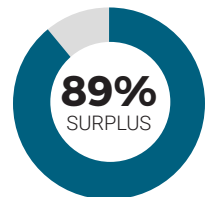


13%
CARRYOUT

22%
EXPORTS

Of Nebraska's total supply of corn, **35%** was surplus corn for the 2016-2017 marketing year.

Of Nebraska's total supply of soybeans, **89%** were surplus for the 2015-2016 fiscal year.



Source: Nebraska Corn Board, Nebraska Soybean Board