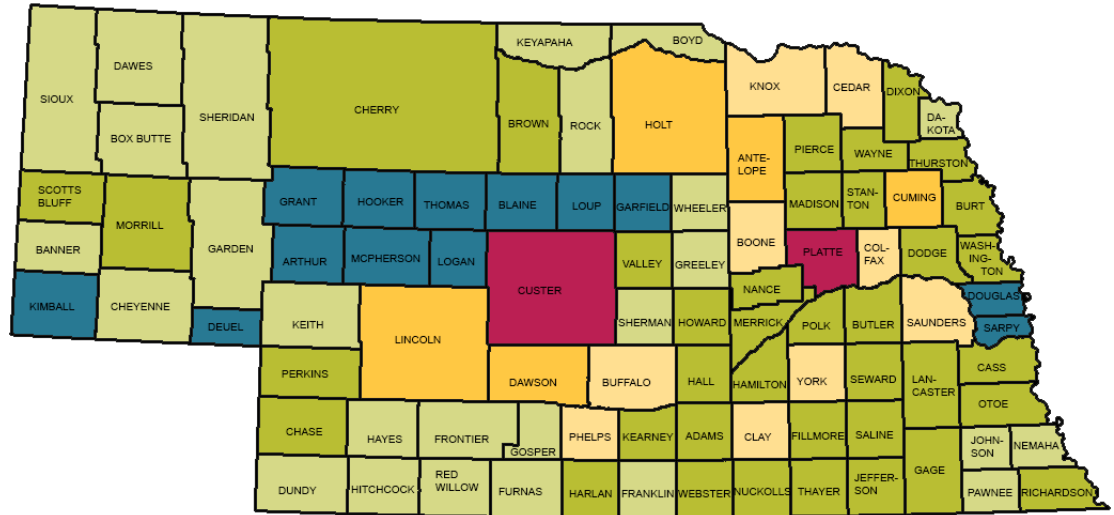
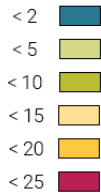


COUNTY EXPORT VALUE (2015)

Total of value of exports
(in millions of dollars)



Source: USDA NASS

JAPAN'S MARKET RANKINGS



Japan is our **largest** export market for **beef, pork, wheat** and **eggs**.



Japan is our **2nd largest** export market for **corn**.

Source: USDA Global Agricultural Trade System, USDA Economic Research Service

TOP 5 EXPORTS TO JAPAN (2015)

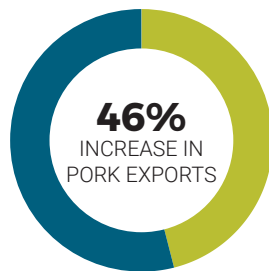
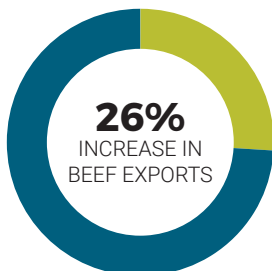
- 1** **Corn**
\$251.6 million
- 2** **Beef**
\$242.4 million
- 3** **Pork**
\$234.1 million
- 4** **Soybeans**
\$88.8 million
- 5** **Eggs and Egg Products**
\$23.2 million

Total Exports
\$868.6 million

Source: USDA Global Agricultural Trade System, USDA Economic Research Service

U.S. EXPORTS TO JAPAN

First 5 months of 2017



Source: USDA Global Agricultural Trade System, USDA Economic Research Service

2016 NATIONAL RANKINGS

- 1** **Commercial red meat production**
8,009,800,000 lbs.
- 1** **Cattle on feed**
2,470,000 head
- 2** **All cattle and calves**
6,450,000 head
- 2** **Ethanol**
2+ billion gallons
- 3** **Corn production**
1,699,900,000 bushels
- 4** **All dry edible beans production**
2,766,000 cwt.
- 5** **Soybean production**
314,150,000 bushels
- 6** **All hogs and pigs**
3,400,000 head

Source: USDA NASS