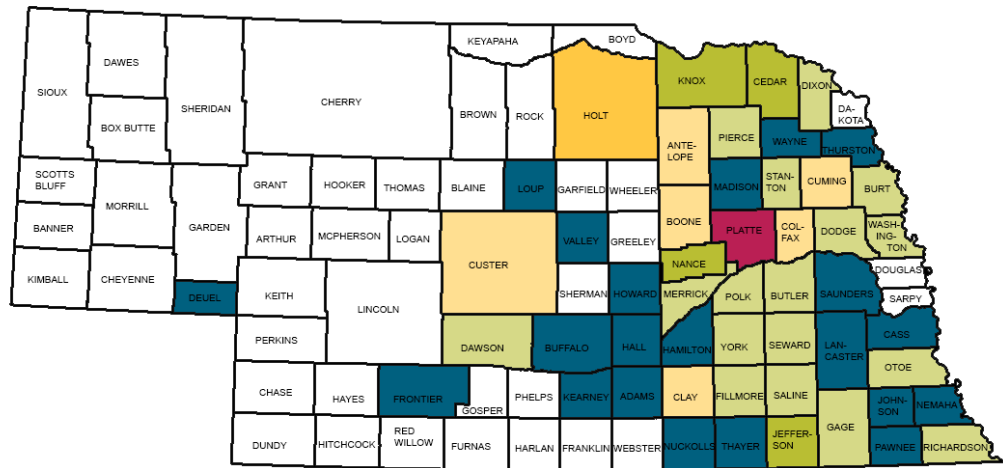
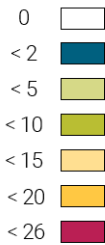


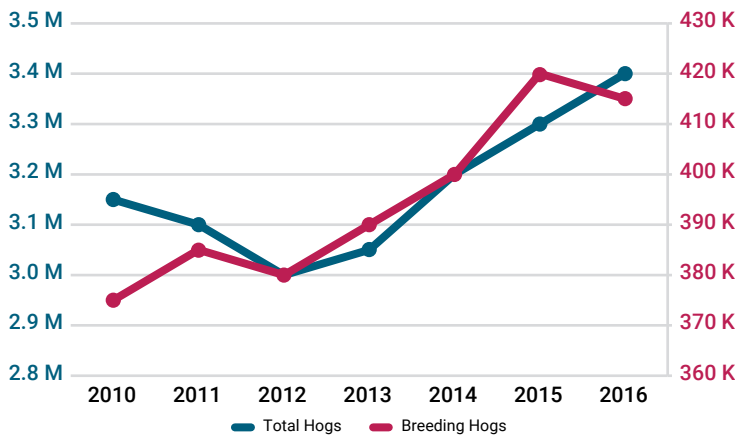
### COUNTY EXPORT VALUE

Value of Pork Exports by County (in millions of dollars)



Source: USDA NASS

### TOTAL HOGS & BREEDING HOGS



Source: USDA NASS

### TOP 7 EXPORT MARKETS (2016)

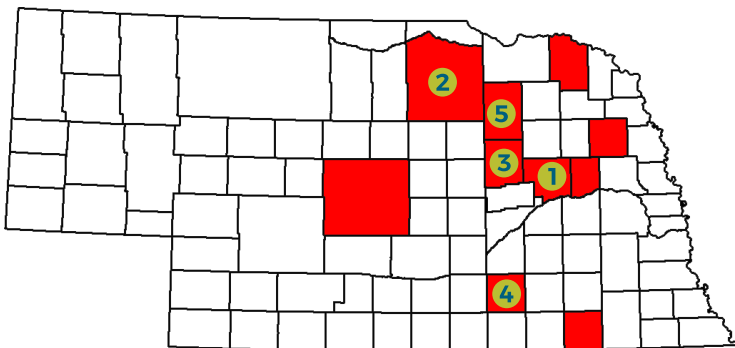
- Japan**  
\$198.4 million
- Canada**  
\$62.7 million
- Australia**  
\$46.7 million
- South Korea**  
\$39.1 million
- Hong Kong**  
\$13 million
- China**  
\$12.7 million
- Mexico**  
\$12.6 million



**Total Export Value**  
\$398.7 million

Source: USDA Foreign Ag Service

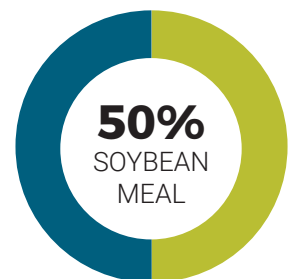
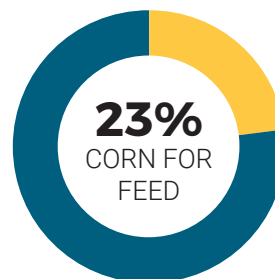
### TOP 10 COUNTIES - HOGS



Source: USDA NASS

### FEED BREAKDOWN

Percentage of Corn and Soybean Meal Consumed for Pork Production



Source: Nebraska Corn Board, Nebraska Soybean Board