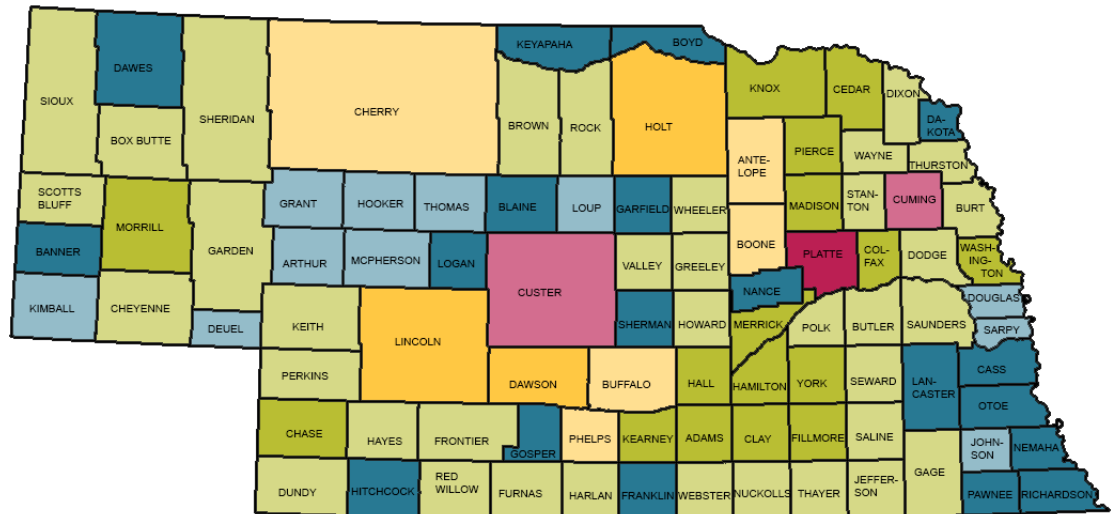
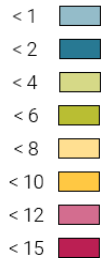


### COUNTY EXPORT VALUE (2015)

Total of value of exports  
(in millions of dollars)



Source: USDA NASS

### A TOP 5 CUSTOMER

- 2** Beef
- 4** Pork
- 2** Hides and Skins
- 5** Ethanol
- 4** Corn
- 5** Wheat
- 4** Distillers Grains
- 5** Overall



Source: USDA Global Agricultural Trade System, USDA Economic Research Service

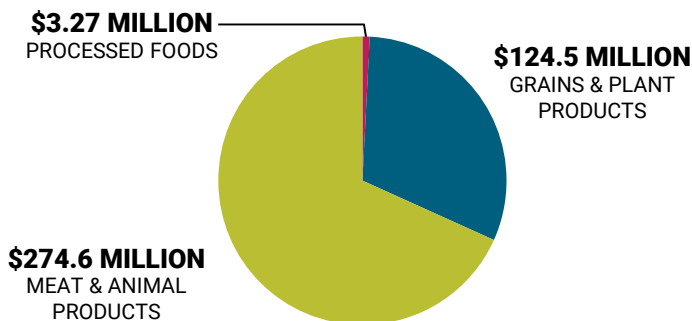
### TOP EXPORTS TO S. KOREA (2015)

- 1** Beef \$189.5 million
- 2** Corn \$80.6 million
- 3** Hides and Skins \$54.7 million
- 4** Pork \$28.6 million
- 5** Distillers Grains \$17.6 million
- 6** Ethanol \$15.5 million
- 7** Wheat \$6.9 million

**Total Exports**  
\$402.3 million

Source: USDA Global Agricultural Trade System, USDA Economic Research Service

### EXPORT CATEGORIES



Source: USDA Global Agricultural Trade System, USDA Economic Research Service

### GROWTH IN BEEF EXPORTS



Source: USDA NASS