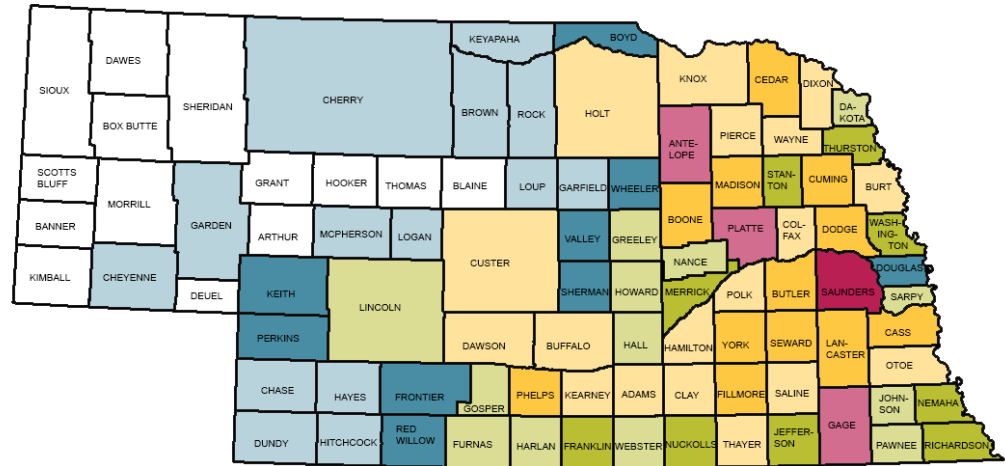


COUNTY EXPORT VALUE

Value of Soybean Exports by County (in millions of dollars)



Source: USDA NASS

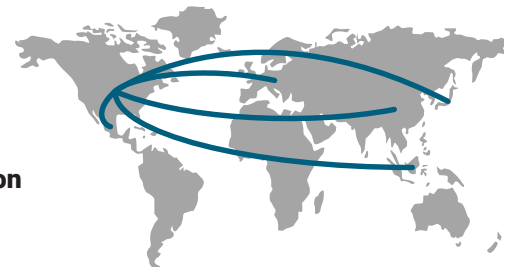
SOYBEANS

Year	Area Harvested 1,000 Acres	Yield Bushels	Production 1,000 Bushels
1990	2,360	34.5	81,420
1995	3,060	33	100,980
2000	4,575	38	173,850
2005	4,660	50.5	235,330
2010	5,100	52.5	267,750
2015	5,270	58	305,660
2016	5,150	61	314,150

Source: USDA NASS

TOP 5 EXPORT MARKETS (2015)

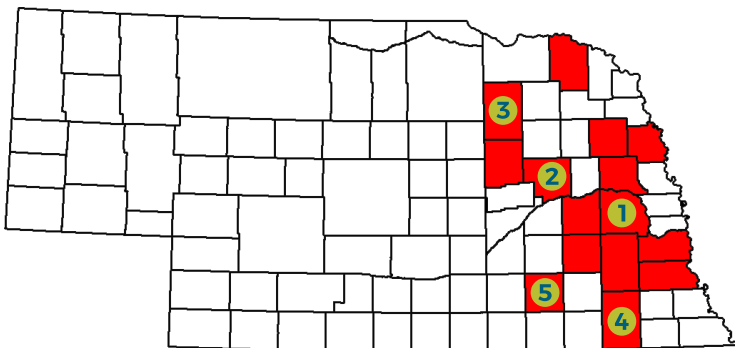
- 1 China**
\$820 million
- 2 Mexico**
\$190 million
- 3 European Union**
\$138 million
- 4 Japan**
\$89 million
- 5 Indonesia**
\$62 million



Total Export Value
\$1.9 billion

Source: USDA Foreign Ag Service

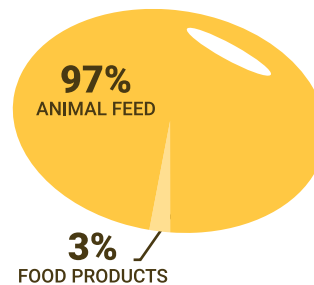
TOP 15 COUNTIES - PRODUCTION



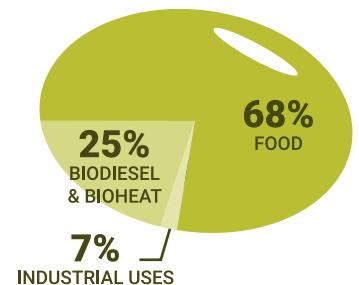
Source: USDA NASS

SOYBEANS ARE...

80% MEAL



20% OIL



Source: Nebraska Soybean Board